

Frost protection thermostats, mechanical, one-step, with switching output

The mechanical frost protection thermostat / frost monitor **THERMASREG® FST** with switching output, fully-active sensor rod, with automatic reset, or with mechanical locking and manual reset, is available with capillaries in lengths of 0.6 m, 1.8 m, 3 m, 6 m, or 12 m. This frost protection monitor is used for air- and water-side temperature monitoring at heat exchangers, water circulation systems, and heating registers to prevent freezing up and to avoid frost damages, e. g. in ventilation and air conditioning ducts. All devices are self-secure with sensor breakage detection. In case of damage to the capillary tube – membrane system, the relay automatically switches to heating function. **FST-3** can also be used for monitoring liquids. The sensor tube can be installed inside an immersion sleeve. Mounting clamps **MK-05-K** are included in the delivery.

FST - 1D / 5D / 7D / 8D

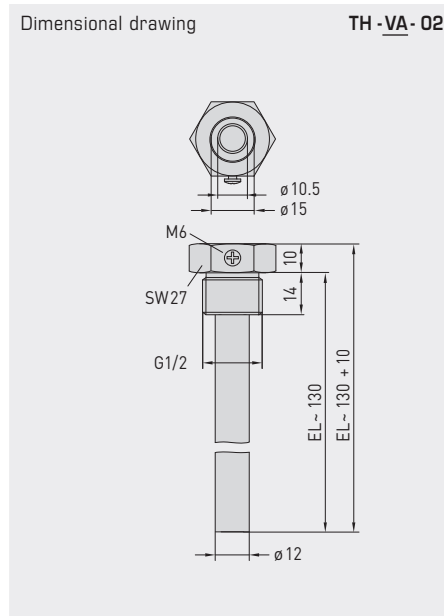
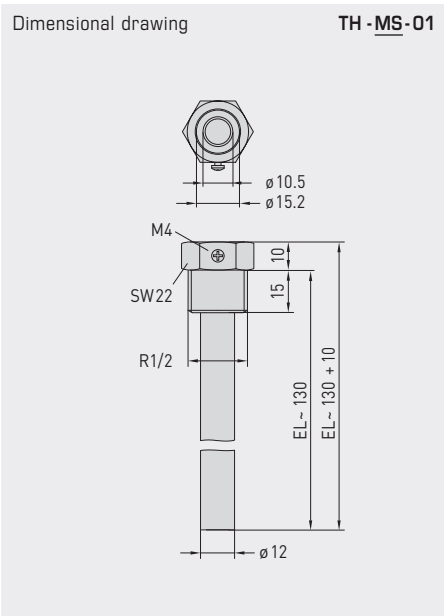
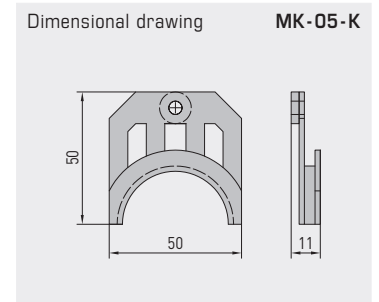
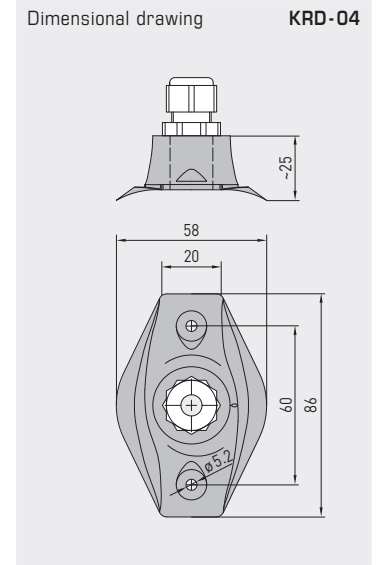
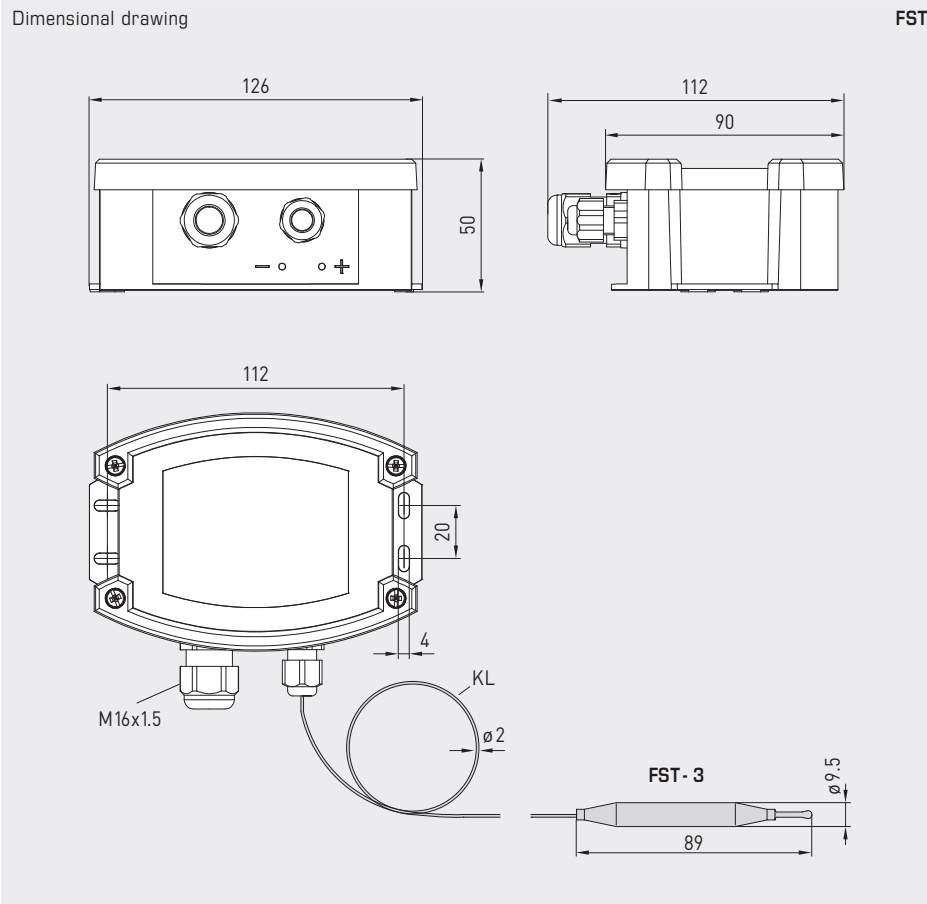


TECHNICAL DATA

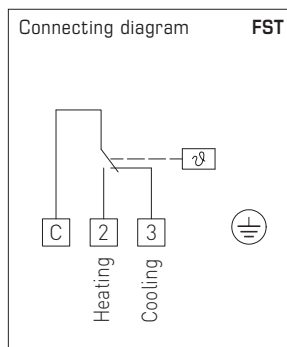
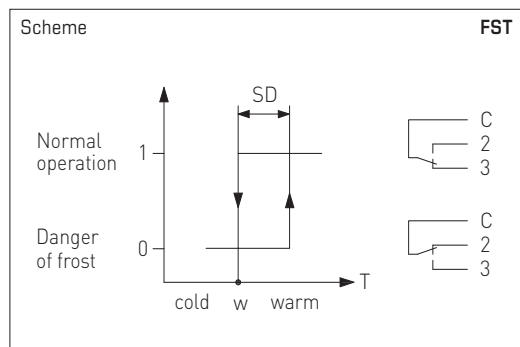
| | |
|---------------------------|---|
| Switching capacity: | 10 (2) A, AC 250 V; because of gold-plated switching contacts also switching of signal voltages < 24 V |
| Setting range: | -10...+15 °C / +14 °F...+59 °F, factory setting to w = +5 °C (+41 °F) |
| Operating difference: | 2 ± 1 K (3.6 ± 1.8 °F) |
| Reproducibility: | ± 0.5 K (± 0.9 °F) |
| Contact: | dust-proof micro switch as single-pole potential-free changeover contact |
| Sensor responding length: | approx. 40 cm |
| Length of capillary tube: | see table of types (0.6...12 m) |
| Resetting: | FST-xD automatic FST-xD - HR manual |
| Permissible medium: | FST-1D/5D/7D/8D air FST-3D water |
| Ambient temperatures: | maximum operating temperature: +70 °C (+158 °F) minimum operating temperature: w + min. +2 °C (min. +3.6 °F) storage / transport: -30...+70 °C (-22...+158 °F) capillary: max. +150 °C (+302 °F) |
| Process connection: | by mounting clamps MK-05-K (included in the scope of delivery) |
| Housing: | plastic, UV-resistant, material polyamide, 30% glass-globe reinforced, with quick-locking screws (slotted / Phillips head combination), colour traffic white (similar to RAL 9016) |
| Housing dimensions: | 126 x 90 x 50 mm (Tyr 2) |
| Cable gland: | M 16 x 1.5; including strain relief |
| Other materials: | mechanical sheet metal parts: galvanised steel capillary tube: copper capillary tube filling: R 507 switching contacts: Ag / Ni (90% / 10%) gold-plated (3 µm) |
| Installation length: | arbitrary |
| Routing: | bending radius > 35mm admissible vibration load ≤ ½g admissible tensile load < 100N |
| Electrical connection: | 0.14 - 2.5 mm² |
| Protection class: | I (according to EN 60 730-1) |
| Protection type: | IP 65 (according to EN 60 529) |
| Standards: | CE conformity according to EMC directive 2014 / 30 / EU, low-voltage directive 2014 / 35 / EU |
| FUNCTION | Contact C-2: danger of frost / sensor breakage Contact C-3: normal operation For further information see next page... |
| ACCESSORIES | see table |

FST-3D





Frost protection thermostats, mechanical, one-step, with switching output



FST - 1D / 5D / 7D / 8D - HR
(manual rest)



FUNCTION

The switch inside frost protection thermostat **FST** responds (closes contact C-2) when temperature falls below the preset temperature setpoint over a capillary tube length of at least 40cm. Simultaneously contact C-3 breaks and can be used as a signal contact. Resetting (closing contact C-3) happens automatically when temperature rises above the preset setpoint value again (on type **FST-xR** resetting must be done manually by pressing the reset button).

The **FST** is "intrinsically safe", i.e., in the event of damage to the capillary tube-membrane system, it automatically switches to the heating function. Contact C-2 closes and therefore can be used as operating contact. The air temperature is detected over the entire sensor length (capillary tube). The gas-filled (R507) membrane system and the capillary tube constitute one measuring unit, which is mechanically coupled to the microswitch.

Capillary tube: The capillary tube is laid uniformly at the hot side of the air heater to be protected (in case of air coolers in front of the air cooler) at a distance of approx. 5cm cross-wise to the heat exchanger tubes over the entire area. For test purposes, it is recommended to make a loop of approx. 20cm directly underneath the housing and before entering the air duct. To avoid damaging the capillary tube, a minimum bending radius of 20mm must be observed. Installation is facilitated by using the mounting clamps available under accessories.

Frost simulation: The frost situation can be simulated and functioning of the device can be tested by dipping the capillary tube testing loop into a pot filled with ice water.

FST-3D-HR
(manual rest)



WS-03

Weather and sun protection hood (optional)





FST-xD
TW = temperature monitor
(automatically switching)



FST-xD-HR
TB = temperature limiter
(manual reset)



THERMASREG® FST Frost protection thermostats, mechanical

| Type / WG03B | Temperature Range | Thermal Operating Difference (fixed) approx. | Length of Capillary | Permissible Medium | Item No. | Price |
|--------------------|-------------------|---|---------------------|--------------------|--------------------|-----------------|
| FST-xx D | | | | | | TW |
| FST-1D * | -10...+15°C | 2K (± 1 K) | 6.0 m | air | 1102-1021-0102-000 | 96,15 € |
| FST-3D * | -10...+15°C | 2K (± 1 K) | 1.8 m | air / water | 1102-1023-0102-000 | 98,11 € |
| FST-5D * | -10...+15°C | 2K (± 1 K) | 3.0 m | air | 1102-1022-0102-000 | 93,53 € |
| FST-7D * | -10...+15°C | 2K (± 1 K) | 12.0 m | air | 1102-1025-0102-000 | 165,75 € |
| FST-8D | -10...+15°C | 2K (± 1 K) | 0.6 m | air | 1102-1024-0102-000 | 91,03 € |
| FST-xx D-HR | | | | | | TB |
| FST-1D-HR * | -10...+15°C | 2K (± 1 K) | 6.0 m | air | 1102-1021-1102-000 | 115,51 € |
| FST-3D-HR * | -10...+15°C | 2K (± 1 K) | 1.8 m | air / water | 1102-1023-1102-000 | 118,39 € |
| FST-5D-HR * | -10...+15°C | 2K (± 1 K) | 3.0 m | air | 1102-1022-1102-000 | 115,11 € |
| FST-7D-HR * | -10...+15°C | 2K (± 1 K) | 12.0 m | air | 1102-1025-1102-000 | 182,61 € |
| FST-8D-HR | -10...+15°C | 2K (± 1 K) | 0.6 m | air | 1102-1024-1102-000 | 107,87 € |
| Features: | FST-xD | TW = temperature monitor (automatically switching) | | | | |
| | FST-xD-HR | TB = temperature limiter (manual reset) | | | | |

ACCESSORIES

| | | | |
|-----------------|--|--------------------|----------------|
| KRD-04 | Capillary tube gland bracket | 7100-0030-7000-000 | 9,84 € |
| MK-05-K | Mounting clamps (6 pieces) plastic (*= included in the scope of delivery) | 7100-0034-1000-000 | 10,91 € |
| TH-MS-01 | Immersion sleeves, brass, for FST-3 Installation length (EL) = 130 mm, flange = 10 mm, R1/2" | 7100-0011-5402-000 | 17,16 € |
| TH-VA-02 | Immersion sleeves, stainless steel V2A (1.4301), for FST-3 Installation length (EL) = 130 mm, flange = 10 mm, G1/2" | 7100-0012-5402-000 | 44,95 € |
| WS-03 | Weather and sun protection hood, 200 x 180 x 150 mm, stainless steel V2A (1.4301) | 7100-0040-6000-000 | 49,36 € |

For further information see last chapter!